



ADVERTISING
BRANDING
MARKETING

NEW YORK
477 Madison Ave
New York, NY 10022
212-677-2500

SKYAD.COM

Beverly Hills Top Realtors Advertising and Marketing Program



COLDWELL BANKER
REALTY

Table of Contents

3 INTRO

4 DIGITAL

- 5 Impressions Campaign
- 10 Geofencing - Event and Location
- 11 Comprehensive Digital
- 17 LinkedIn.com
- 18 The Real Deal

21 SCHEDULE, PRICING & REACH

- 22 2025



NEW YORK 477 Madison Ave, New York, Ny 10022, 212- 677-2500
PHILADELPHIA 1700 Market Street, Philadelphia, PA 19103 , 215- 365-4040

ADVERTISING
BRANDING
MARKETING

National & Global Exposure Luxury Program

SKY Advertising is excited to present to Coldwell Banker Beverly Hills a curated, multi-media marketing selection of offerings to bring awareness of the luxury arm of Coldwell Banker to top Beverly Hills realtors.

Your strategic blueprint is composed of digital products that are highly targeted to luxury agents in Beverly Hills.

Approaching the marketing strategy from this direction will help us to saturate your market in the most effective way, bringing deserved recognition to the Coldwell Banker Global Luxury program.

LET'S DO
GREAT THINGS TOGETHER

JANINE JONES
Executive Vice President
212-677-2714
janine@skyad.com

PAULA DAVIDSON
Senior Account Executive
212-677-2671
paula@skyad.com

SARA HELENI
Account Executive
212-674-2402
sara@skyad.com

JIMMY CINTRÓN
Account Executive
212-677-0083
jimmy@skyad.com

Digital Offerings



COLDWELL BANKER
REALTY

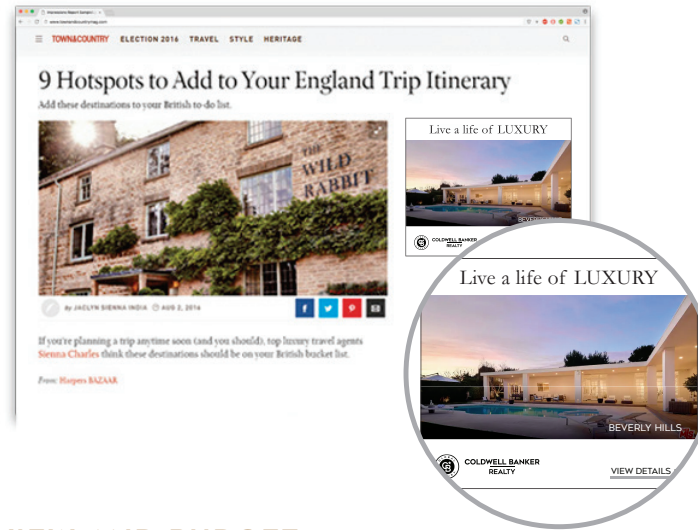
Impressions Campaign

CUSTOMIZABLE.
AFFORDABLE.
MEASURABLE.

The Impressions program is a customized banner advertising program with guaranteed impressions and click-throughs. With beautifully detailed property photos, your listing can be customized to showcase your property's unique selling features, allowing you to target by country, region, state, county or city and lifestyle.

Get the most out of your marketing dollars with affordable and measurable results that only a digital program can offer. Link directly to your property website, personal website or office website.

Impress locally. Impress globally.



CAMPAIGN OVERVIEW AND BUDGET

- Campaign: **Luxury Program**
- Flight Dates: **May 2025 - October 2025**
- Impressions: **1,500,000**
- Clicks through to the website of your choice.

100K Impressions per two weeks:	\$900
250K Impressions per month:	\$1,195
500K Impressions per month:	\$1,625
1 Million Impressions per month:	\$2,450
Three Month Minimum	



Minimum 3 month commitment

DIGITAL

Impressions Program Targeting Sites

We identify the best sites to feature your property, and your ads appear only on your approved sites. The number of prominent, respected and relevant sites available is exceptional. We take care of the research to provide hand-selected and white-listed sites most relevant to your campaign.

GEO TARGETING

We identify where potential buyers are found and use the information to identify the areas to geo-target. We can target locally to globally.

The New York Times

THE ECONOMIC TIMES



THE WALL STREET JOURNAL.

**Bloomberg
Markets**

Forbes







Creative

SAMPLE BANNER ADS FOR IMPRESSIONS PROGRAM


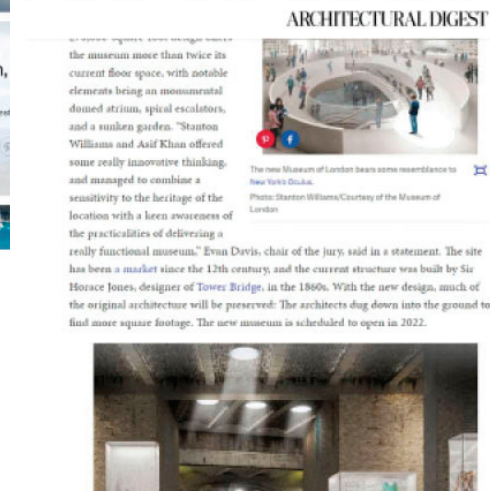
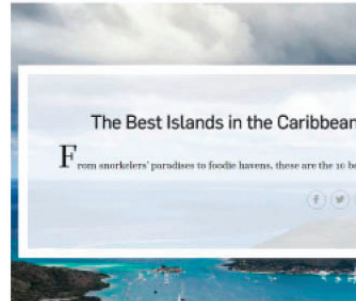

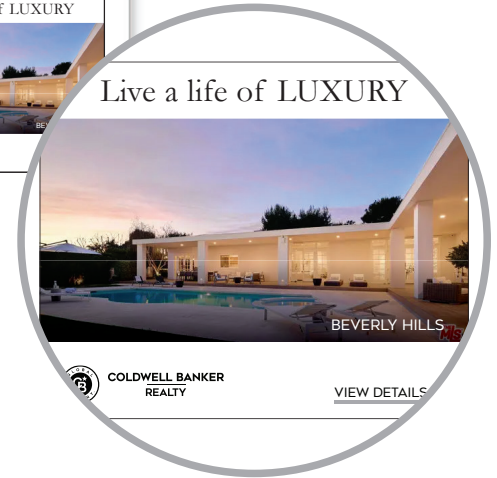
We create and produce banner ads for your campaign that best reflect your property and company image. We assist with photo selection and editing as well as ad design and sizing.

Ad Units: 970x250, 728x90, 300x600, 300x250, or custom sizes.

BANNER PRODUCTION: \$350



Sample Banners For Impressions Programs As They Appear On Sites

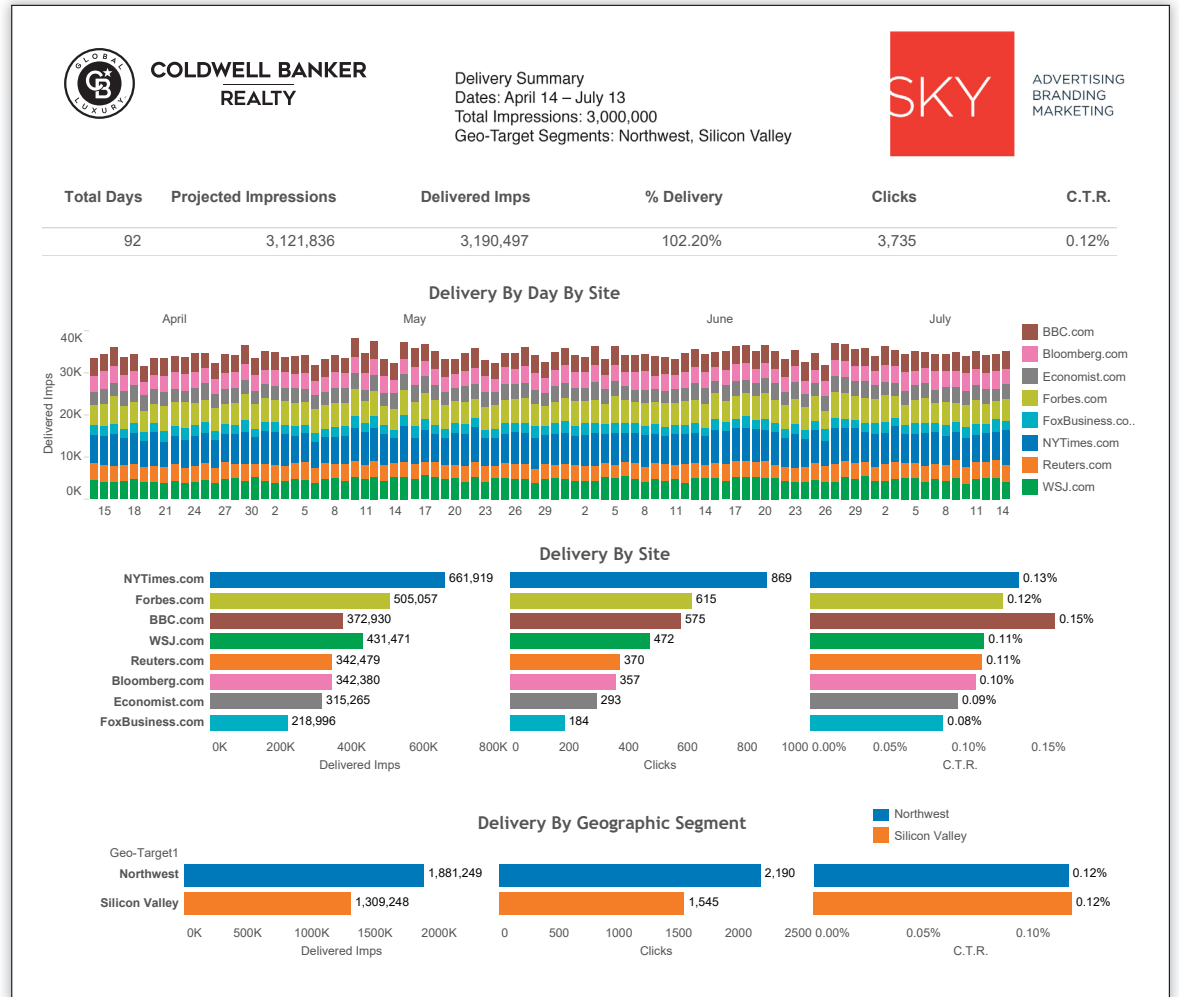


Comprehensive Reporting For Your Customized Campaign

After the launch, we give you complete and comprehensive reporting for the duration of your campaign. We can also give 30 day reports for you to evaluate the effectiveness of your targeting and to adjust it.

- We project the number of impressions (number of times the ad appears on each site) during your campaign.
- The number of impressions are broken down by number and site for the duration of the campaign.
- The delivery by site is broken down into delivered impressions, clicks, and click-through rate. This allows you to see on what sites your ads are performing well and where there needs to be improvement. With this information we are able to adjust the campaign for maximum effectiveness.

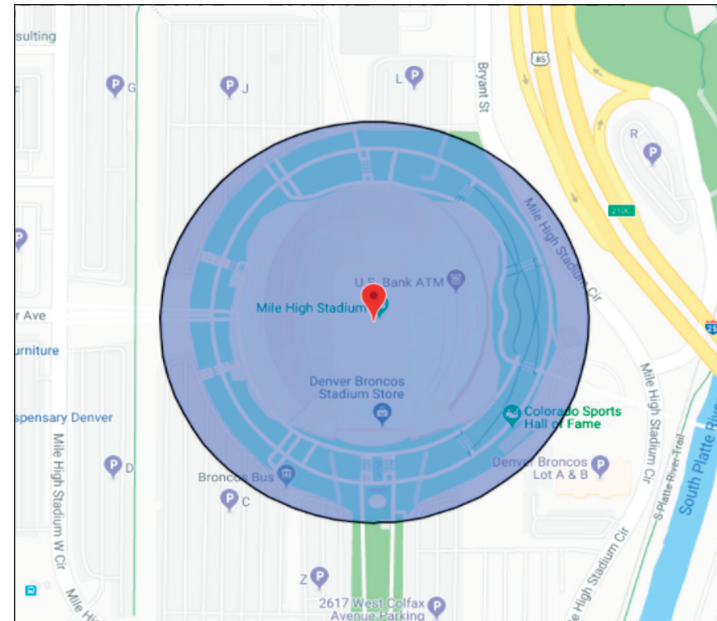
IMPRESSIONS PROGRAM SAMPLE REPORT



Digital Event Targeting

GEOFENCE REACHES YOUR AUDIENCE ON THE MOVE

- **Event targeting** - Target customers who attend specified events within a specific time frame.
- **Custom audiences** - Target customers that are within or have recently visited a specific Geo-Fenced location.



GEOFENCE SELECT LOCATIONS OR EVENTS AND THEN RETARGET THE AUDIENCE AFTER

TIER 1

- From: **\$1,500**
- **Up to 3 Geo-fences**
- **60,000 impressions**

Comprehensive Digital

OTT/VIDEO PREROLL

OTT or Over The Top is video programming transmitted via the Internet, not on traditional cable or broadcast. It reaches any type of internet connected device including Roku, Connected TV/SmartTVs, Fire TV Sticks, XBOX, PlayStation, Apple TV, Chromecast, and more.

Our OTT gets you to thousands of publishers and streaming exchanges on stations like: Sling TV, Fubo.TV, Pluto.TV and channels like A&E, AMC, Discovery, ESPN, FOX, NBC, NBA, Syfy, Adult Swim, CNN, and Food Network.

HOW CAN ADDING OTT HELP YOUR CURRENT MARKETING CAMPAIGN?

OTT can extend the reach of a business that is currently doing broadcast TV or cable because OTT reaches audiences that have cut the cord to cable (cord-cutters), or those that have never had cable (cord-nevers) and you are able to reach a more targeted audience with OTT.

eMarketer estimates that over 81 million U.S. consumers have either cut their cords or never signed up for one in the first place.

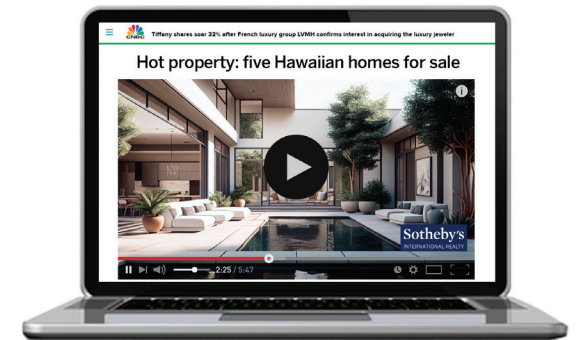


YouTube Video Pre-Roll Ads

WHY OTT?

Our OTT runs on Set Top Boxes, Game Consoles, and Smart TVs like Fire TV Sticks, XBOX, PlayStation, 4K FireTV, SmartTV, AppleTV, ChromeCast, Roku, and more. 100% of our impressions are served on Connected TVs.

We have direct inventory on hundreds of Apps and Providers. These cover a variety of content such as News, Sports, Entertainment, Lifestyle, Gaming, Health, Technology, and many more, depending on the targeting categories selected for your campaign. We have over 100,000 targeting categories to choose from and we can also use Artificial Intelligence to find the optimal audience. We have direct deals with large publishers and devices like Samsung TV, DIRECTV, NHL, Fox, local news stations,



Disney/ABC, AMC Networks, NBC Universal, National Geography, A+E Networks, Bloomberg, Discovery, the CW, and MLB to serve ads through direct connections. We also have access to Amazon OTT, through the Amazon Demand Side Platform (DSP).

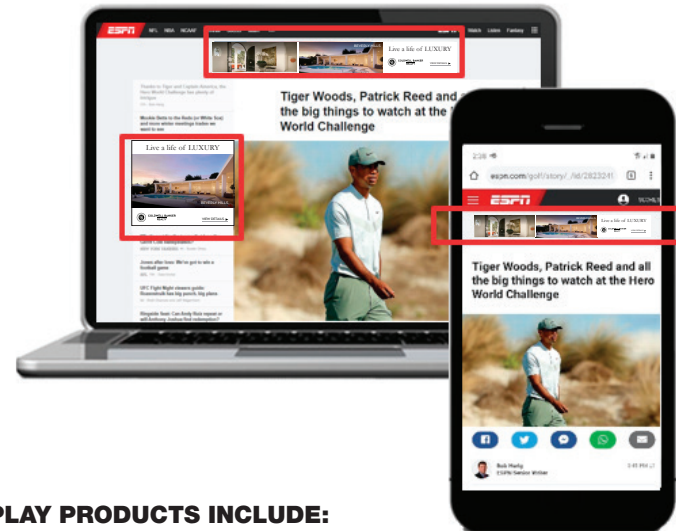
And with Amazon OTT we can target by people's behaviors, Amazon Product Targeting (targeting people who have searched for or purchased certain products) AND through a Custom Audience from a client's database list.

PRICE: FROM \$1,500/MONTH
37,500 Impressions

Comprehensive Digital

DISPLAY

Digital Display advertising refers to the promotion of products or services through display ads on digital platforms such as websites or mobile apps. With Targeted Display, we offer campaigns that include Keyword Targeting, Behavioral Targeting, Retargeting, and Artificial Intelligence (A.I.) Targeting designed to show your ads to the exact audience you want to reach, to deliver the right message on the right device at the right time.



TARGETED DISPLAY PRODUCTS INCLUDE:

Complete optimization including strategy, ad serving, and reporting. We provide you with full transparency, giving you the assurance your budget is allocated efficiently.

The ability to target specific audiences, rather than only specific sites, by leveraging the data collected by our algorithms.

The power to implement advanced testing to ensure you are maximizing the click-through-rate (CTR) and conversion rate of your advertising and landing pages.

We track impressions, clicks, view-throughs, and conversions!

We implement Retargeting campaigns to target people who have been to your website but didn't convert.

Keyword Targeting using the keywords and phrases your customers are searching for and contained on webpages they are reading.

With A.I. Targeting we are showing your display or video

ads to people across all devices, using machine learning to target consumers based on who is engaging with the ad. We can target from thousands of Behavioral Categories and show your ads to the people most likely to want your products and services.

We geo-target every campaign, showing your ads just to the people in the areas you want to reach.

Cross Platform Targeting available from Mobile Conquesting.

Custom Audience Matching & Lookalike Audiences-target people on your list of emails, addresses, or phone numbers and show them display ads when they browse websites and apps.

PRICE: FROM \$1,500/MONTH
150,000 Impressions

Comprehensive Digital

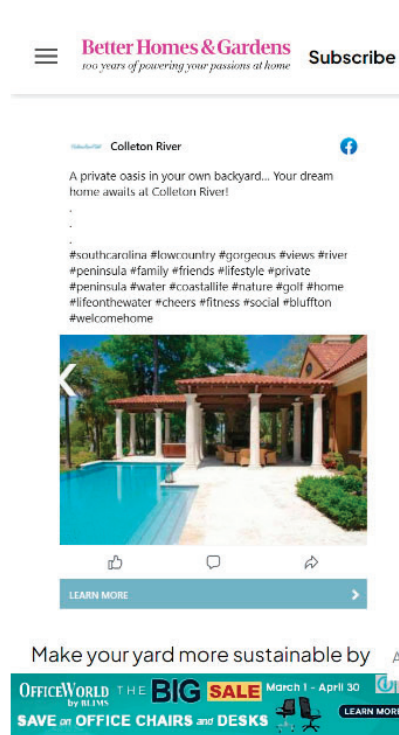
SOCIAL MIRROR ADS

Social Mirror ads look like your social media display or video posts but appear on other websites and apps, linking back to the social media platform and your website, and run across all devices using our targeting strategies.

We are “mirroring” the exact look of your social post as an ad that runs on thousands of websites and apps, targeted just to the people you want to reach across all devices.

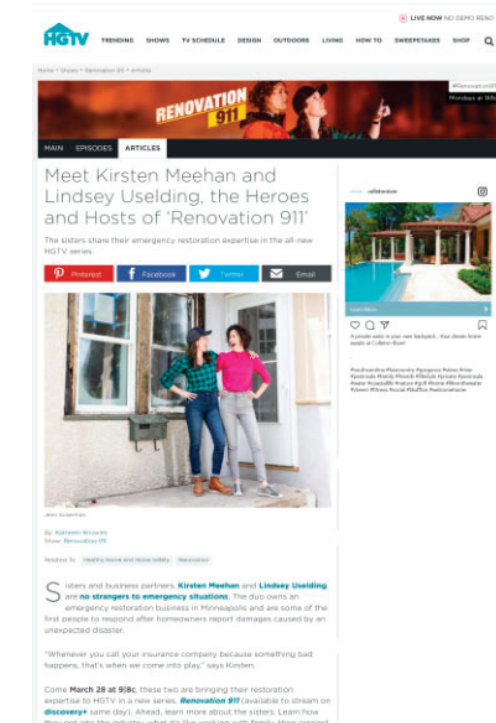
Social Mirror ads can be done with any organic or paid posts from your business account on these 8 social media platforms: Facebook, Instagram, Twitter, LinkedIn, TikTok, Pinterest, Snapchat, or YouTube.

Ads can be display, video, OTT across connected TVs or carousel.



TARGETING ABILITIES:

- **Behavioral** – Thousands of targeting categories including demographics, on-line and off-line behaviors, and interests.
- **Keywords** – Target a list of up to 500 keywords related to your business, and show ads on the web pages where they appear.
- **A.I. Targeting** – Show your display or video ads to people across all devices, using machine learning to target consumers based on who is engaging with the ad.
- **Retargeting** – Following people after they leave your website and showing them your Social Mirror ad, on other websites and apps they go to, across all devices.
- **Custom Audience Matching** – Target people on your list of emails, addresses, or phone numbers and show them Social Mirror ads when they browse websites and apps.



PRICE: FROM \$1,500/MONTH
100,000 Impressions

Comprehensive Digital

ONLINE AUDIO ADS

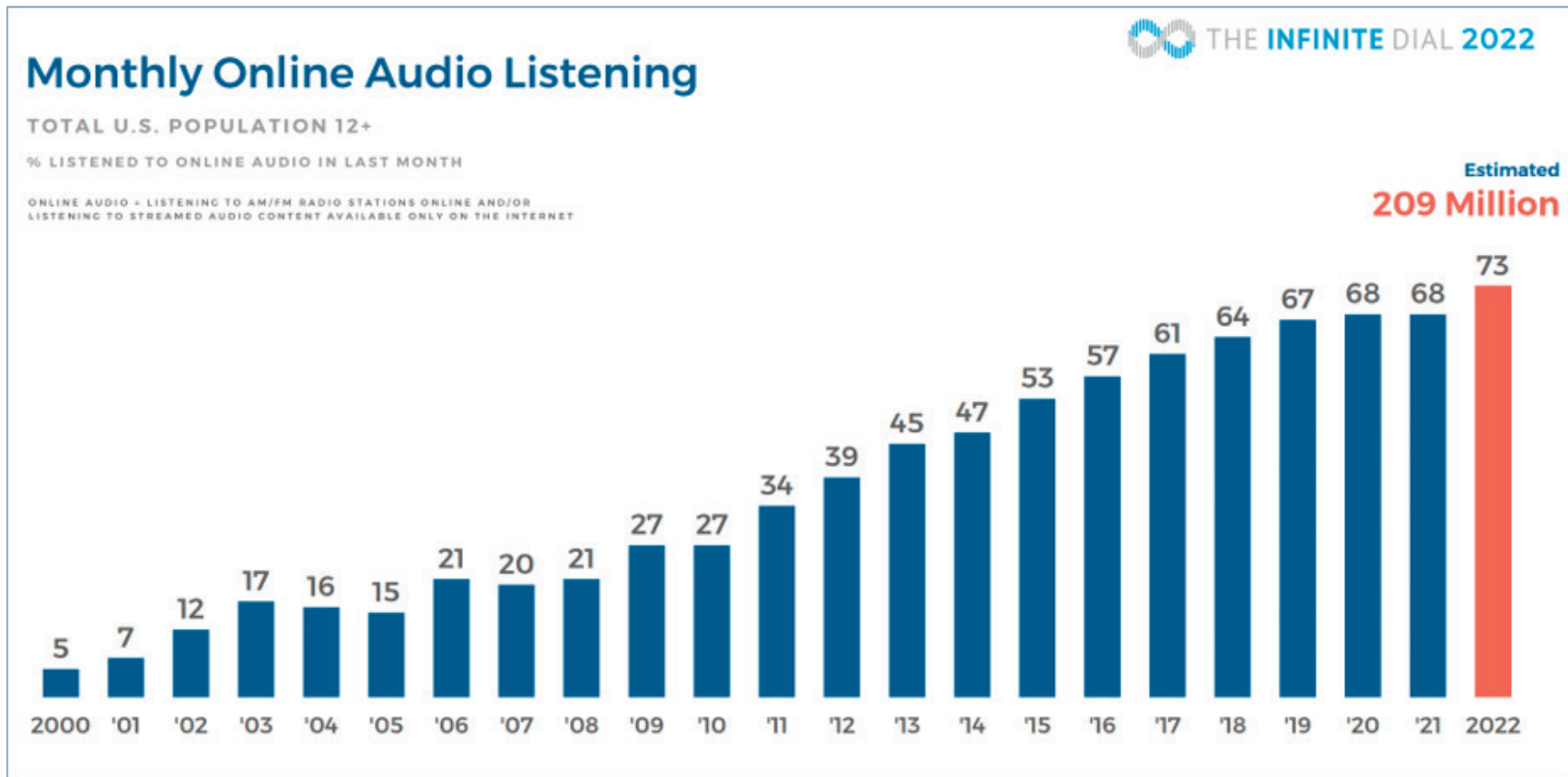
Audio ads served to targeted online listeners who are consuming audio content across all types of devices including Smart Speakers.

- Your 15-30 second audio ad plays in online content such as music, podcasts, and sporting events that users listen to on their devices.
- On some platforms your audio ad will be served along with a companion display ad at no additional cost.
- Your online audio ads run across major streaming services.

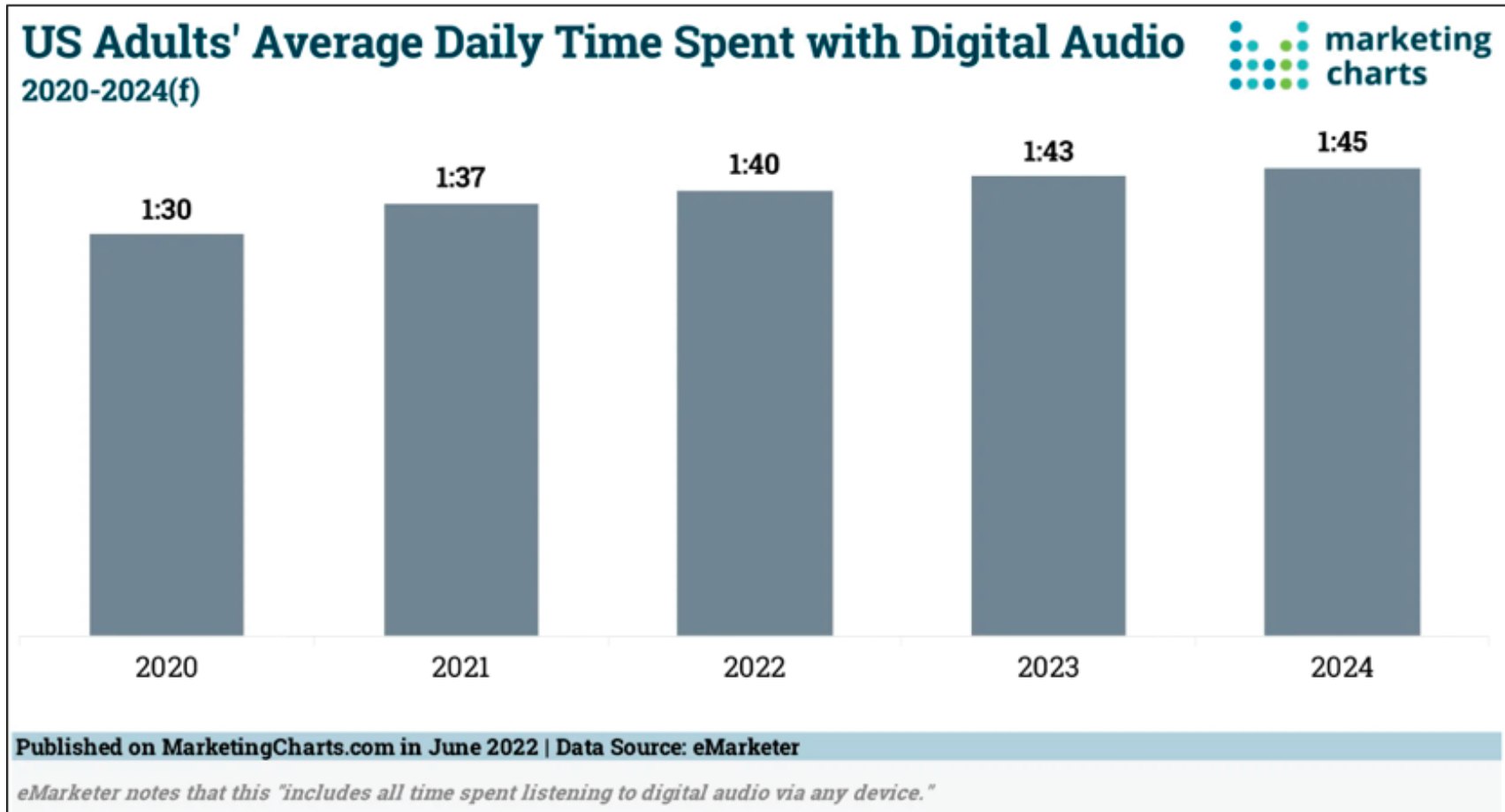
PRICE: FROM \$1,500/MONTH



73% of the U.S. population listened to Online Audio in the last month.



The average listener spends 1 hour and 40 minutes a day with Online Audio.



Source: [https://www.marketingcharts.com/industries/media-and-entertainment-226274#:~:text=In%20fact%2C%20the%201%20hour,OTT%20services%20\(1%3A27\)](https://www.marketingcharts.com/industries/media-and-entertainment-226274#:~:text=In%20fact%2C%20the%201%20hour,OTT%20services%20(1%3A27))

LinkedIn.com

LinkedIn has over 600 million members, and 40% of them visit the professional social network each day. It's an opportunity to reach your target audience when they're most engaged.

Marketers can engage with a community of professionals, including influencers, decision-makers, and executives, driving actions that are relevant to your business.

You can target an audience based on location, company, industry, age, gender, education, job experience, job title, and more.

**DIGITAL BANNER CAMPAIGN:
STARTING FROM \$2,000/MONTH**



The Real Deal

For over 17 years The Real Deal’s mission has remained consistent to empower real estate professionals with up-to-date news and information to stay informed.

PRINT	DIGITAL	SOCIAL	NEWSLETTERS	EVENTS
2.5M+ Annual Readers (Source: Mitchell’s)	3M+ Monthly Visitors (Source: Google Analytics)	340K+ Followers (Source: Hootsuite)	300K+ Subscribers (Source: Sailthru)	10K+ Attendees (Source: Bizzabo)

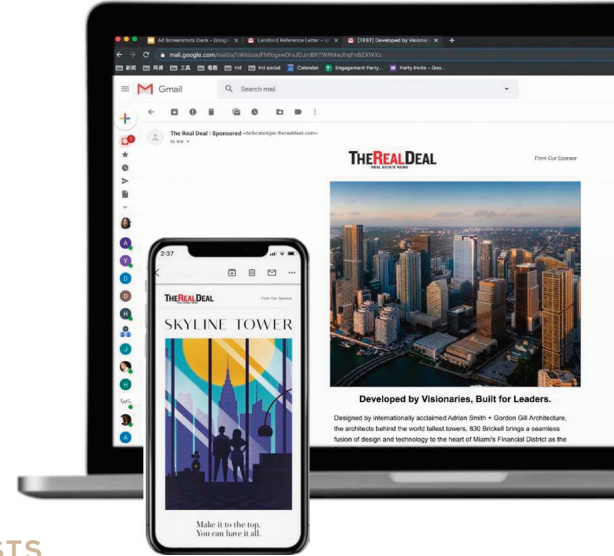
A Targeted Digital Reach Source

Site Stats:

- Unique visitors: **2M+**
- Total visitors: **3M+**
- Page views: **10M+**
- Mobile visits: **60%**

Demographics:

- Male/Female Ratio: **60% / 40%**
- Ages 25-54: **70%**



DEDICATED EBLASTS

The Real Deal provides cutting-edge news on the real estate industry in New York City and beyond. According to a recent Quantcast ranking, the Real Deal has the #1 wealthiest audience in the U.S. and falls in the top 25 on their list of websites with the most educated readers

OPPORTUNITY DETAILS:

- Choice of regions as follows:

EMAIL CAMPAIGN	SENDS	OPENS	OPEN RATE	CLICKS	CTR
National Dedicated Benchmarks	140,000	21,253	15.18%	323	1.52%
NY Dedicated Benchmarks	40,000	6,212	15.53%	215	3.46%
SF Dedicated Benchmarks	34,000	5,645	16.60%	178	3.15%
LA Dedicated Benchmarks	26,000	3,814	14.67%	101	2.65%
CH Dedicated Benchmarks	23,000	1,907	8.29%	70	3.67%

LOS ANGELES \$4,725

All Real Deal digital programs have a \$12,500 minimum spend

The Real Deal

For over 17 years The Real Deal’s mission has remained consistent to empower real estate professionals with up-to-date news and information to stay informed.

PRINT	DIGITAL	SOCIAL	NEWSLETTERS	EVENTS
2.5M+ Annual Readers (Source: Mitchell's)	3M+ Monthly Visitors (Source: Google Analytics)	340K+ Followers (Source: Hootsuite)	300K+ Subscribers (Source: Sailthru)	10K+ Attendees (Source: Bizzabo)

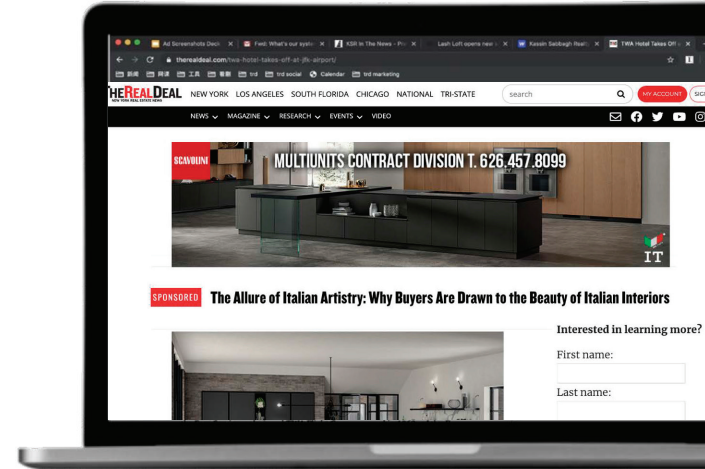
A Targeted Digital Reach Source

Site Stats:

- Unique visitors: **2M+**
- Total visitors: **3M+**
- Page views: **10M+**
- Mobile visits: **60%**

Demographics:

- Male/Female Ratio: **60% / 40%**
- Ages 25-54: **70%**



SPONSORED & CUSTOM CONTENT

Sotheby’s International Realty can solidify their positioning and brand story, TRD repost existing content inclusive of articles, videos and more on TheRealDeal.com

SPONSORED CONTENT DETAILS:

- Content article provided and posted on TheRealDeal.com
- Content promoted on homepage for 1 week
- Content promoted in daily newsletters (2x)
- and via social media (2x)
- Content remains live on TheRealDeal.com
- Benchmarks: 3,000 + Pageviews & 2:03 Avg. Time Spent.

Custom content can be created with TRD Studio in collaboration with Sky upon request – additional fees may apply.

COST: STARTING AT \$15,625

All Real Deal digital programs have a \$12,500 minimum spend

The Real Deal

For over 17 years The Real Deal's mission has remained consistent to empower real estate professionals with up-to-date news and information to stay informed.

PRINT	DIGITAL	SOCIAL	NEWSLETTERS	EVENTS
2.5M+ Annual Readers (Source: Mitchell's)	3M+ Monthly Visitors (Source: Google Analytics)	340K+ Followers (Source: Hootsuite)	300K+ Subscribers (Source: Sailthru)	10K+ Attendees (Source: Bizzabo)

A Targeted Digital Reach Source

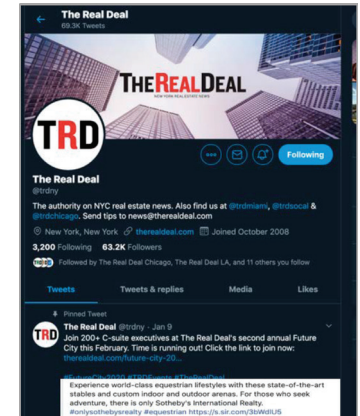
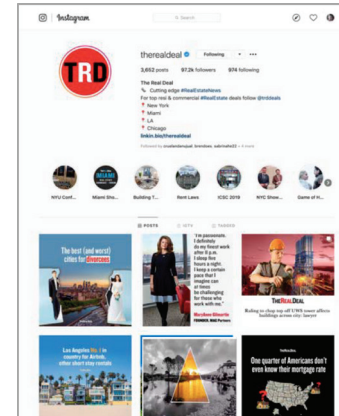
Site Stats:

- Unique visitors: **2M+**
- Total visitors: **3M+**
- Page views: **10M+**
- Mobile visits: **60%**

Demographics:

- Male/Female Ratio: **60% / 40%**
- Ages 25-54: **70%**

All Real Deal digital programs have a \$12,500 minimum spend



SOCIAL PROMOTION

OPPORTUNITIES INCLUDE:

- Instagram stories
- Sponsored social posts
- Posts & stories directly targeted to Sotheby's International Realty desired audience

Facebook: **125K+**

Instagram: **439K+**

LinkedIn: **153K**

COST: \$1,250

Schedule, Pricing & Reach



COLDWELL BANKER
REALTY

Proposed Schedule, Pricing & Reach 2025

PLAN 1

Plan 1 - All Media	Ad Description	May	June	July	August	September	October	Media Total	Reach
Digital									
Million Impressions*									
Million Impressions	Digital Banner Program	\$ 1,195.00	\$ 1,195.00	\$ 1,195.00	\$ 1,195.00	\$ 1,195.00	\$ 1,195.00	\$ 7,170.00	1,500,000
Million Impressions	Targeting - Beverly Hills								
LinkedIn									
LinkedIn	Digital Banner Campaign	\$ 2,000.00	\$ 2,000.00	\$ 2,000.00	\$ 2,000.00	\$ 2,000.00	\$ 2,000.00	\$ 12,000.00	600,000
Comprehensive Digital									
Social Mirror Ads	Mirroring Social Post	\$ 1,500.00	\$ 1,500.00	\$ 1,500.00	\$ 1,500.00	\$ 1,500.00	\$ 1,500.00	\$ 9,000.00	600,000
Display	Digital Banner Program	\$ 1,500.00	\$ 1,500.00	\$ 1,500.00	\$ 1,500.00	\$ 1,500.00	\$ 1,500.00	\$ 9,000.00	900,000
OTT & Video Pre-roll Combo	Internet Connected Device ads	\$ 1,500.00	\$ 1,500.00	\$ 1,500.00	\$ 1,500.00	\$ 1,500.00	\$ 1,500.00	\$ 9,000.00	300,000
Online Audio Ads	15-30 seconds audio content	\$ 1,500.00	\$ 1,500.00	\$ 1,500.00	\$ 1,500.00	\$ 1,500.00	\$ 1,500.00	\$ 9,000.00	180,000
Geofencing - Event and Location									
Geofencing - Event and Location	Target specific events and locations	\$ 1,500.00						\$ 1,500.00	60,000
Real Deal									
Real Deal	E-blast - Los Angeles	\$ 4,725.00		\$ 4,725.00		\$ 4,725.00		\$ 14,175.00	78,000
Real Deal	Sponsored and Custom Content	\$ 15,625.00						\$ 15,625.00	3,000
Real Deal	Social Post Facebook		\$ 1,250.00		\$ 1,250.00		\$ 1,250.00	\$ 3,750.00	330,000
Real Deal	Social Post Instagram				\$ 1,250.00	\$ 1,250.00		\$ 2,500.00	240,000
Real Deal	Social Post LinkedIn	\$ 1,250.00		\$ 1,250.00				\$ 2,500.00	90,000
TOTAL								\$ 95,220.00	4,881,000

*After 6 months the Impressions Program may be adjusted after evaluation of budget and strategy
Pricing Subject to Change

Proposed Schedule, Pricing & Reach 2025

PLAN 2

Plan 2 Media	Ad Description	May	June	July	August	September	October	Media Total	Reach
Digital									
Million Impressions*									
Million Impressions	Digital Banner Program	\$ 1,195.00	\$ 1,195.00	\$ 1,195.00	\$ 1,195.00	\$ 1,195.00	\$ 1,195.00	\$ 7,170.00	1,500,000
Comprehensive Digital									
Social Mirror Ads	Mirroring Social Post	\$ 1,500.00	\$ 1,500.00	\$ 1,500.00	\$ 1,500.00	\$ 1,500.00	\$ 1,500.00	\$ 9,000.00	600,000
Geofencing - Event and Location									
Geofencing - Event and Location	Target specific events and locations	\$ 1,500.00						\$ 1,500.00	60,000
Real Deal									
Real Deal	E-blast - Los Angeles	\$ 4,725.00				\$ 4,725.00		\$ 9,450.00	52,000
TOTAL								\$ 27,120.00	2,212,000
*After 6 months the Impressions Program may be adjusted after evaluation of budget and strategy Pricing Subject to Change									

Proposed Schedule, Pricing & Reach 2025

PLAN 3

Plan 3 Media	Ad Description	May	June	July	August	September	October	Media Total	Reach
Digital									
Million Impressions*									
Impressions Blast - Two week Campaign	Digital Banner Program - 100K Impression	\$ 900.00			\$ 900.00			\$ 1,800.00	200,000
LinkedIn									
LinkedIn	Digital Banner Campaign	\$ 2,000.00	\$ 2,000.00	\$ 2,000.00	\$ 2,000.00	\$ 2,000.00	\$ 2,000.00	\$ 12,000.00	600,000
Comprehensive Digital									
Social Mirror Ads	Mirroring Social Post				\$ 1,500.00	\$ 1,500.00	\$ 1,500.00	\$ 4,500.00	300,000
Display	Digital Banner Program	\$ 1,500.00	\$ 1,500.00	\$ 1,500.00				\$ 4,500.00	450,000
Geofencing - Event and Location									
Geofencing - Event and Location	Target specific events and locations	\$ 1,500.00						\$ 1,500.00	60,000
TOTAL								\$ 24,300.00	1,610,000
*After 6 months the Impressions Program may be adjusted after evaluation of budget and strategy Pricing Subject to Change									

Proposed Schedule, Pricing & Reach 2025

PLAN 4

Plan 4 Media	Ad Description	May	June	July	August	September	October	Media Total	Reach
Digital									
Million Impressions*									
Million Impressions	Digital Banner Program	\$ 1,195.00	\$ 1,195.00	\$ 1,195.00	\$ 1,195.00	\$ 1,195.00	\$ 1,195.00	\$ 7,170.00	1,500,000
Million Impressions	Targeting - Beverly Hills								
LinkedIn									
LinkedIn	Digital Banner Campaign	\$ 2,000.00	\$ 2,000.00	\$ 2,000.00	\$ 2,000.00	\$ 2,000.00	\$ 2,000.00	\$ 12,000.00	600,000
Geofencing - Event and Location									
Geofencing - Event and Location	Target specific events and locations	\$ 1,500.00						\$ 1,500.00	60,000
TOTAL								\$ 20,670.00	2,160,000
*After 6 months the Impressions Program may be adjusted after evaluation of budget and strategy Pricing Subject to Change									

Proposed Schedule, Pricing & Reach 2025

PLAN 5

Plan 5 Media	Ad Description	May	June	July	August	September	October	Media Total	Reach
Digital									
Comprehensive Digital									
Display	Digital Banner Program	\$ 1,500.00	\$ 1,500.00	\$ 1,500.00	\$ 1,500.00	\$ 1,500.00	\$ 1,500.00	\$ 9,000.00	900,000
Geofencing - Event and Location									
Geofencing - Event and Location	Target specific events and locations	\$ 1,500.00						\$ 1,500.00	60,000
Real Deal									
Real Deal	Social Post Facebook		\$ 1,250.00				\$ 1,250.00	\$ 2,500.00	220,000
Real Deal	Social Post Instagram				\$ 1,250.00			\$ 1,250.00	120,000
Real Deal	Social Post LinkedIn	\$ 1,250.00		\$ 1,250.00		\$ 1,250.00		\$ 3,750.00	135,000
TOTAL								\$ 18,000.00	1,435,000
*After 6 months the Impressions Program may be adjusted after evaluation of budget and strategy Pricing Subject to Change									